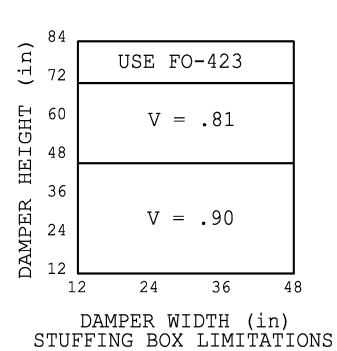
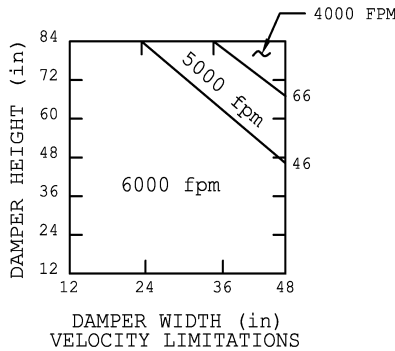
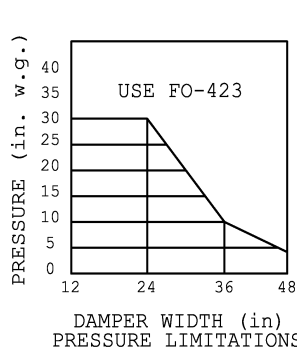
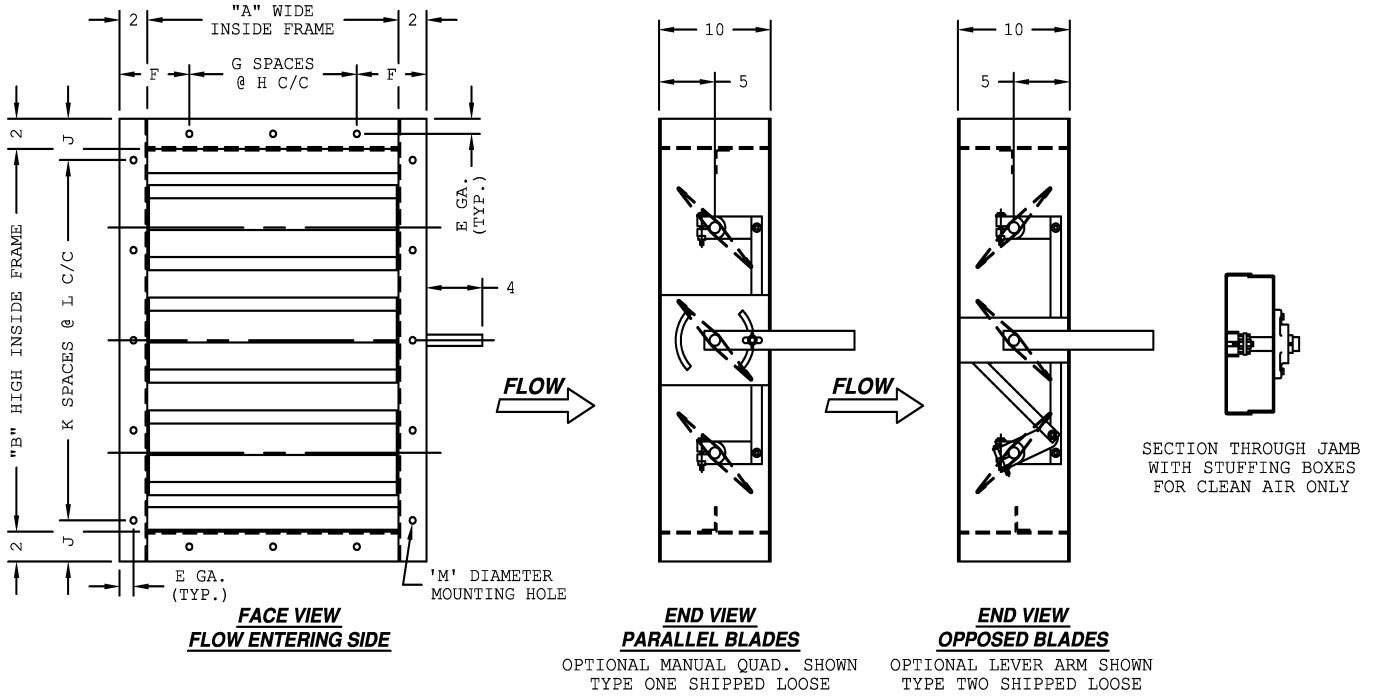


FAN OUTLET DAMPER, AIRFOIL BLADES STEEL CONSTRUCTION, 800°F MAX. TEMPERATURE




FO-422 STANDARD SPECIFICATIONS

- FRAME: 10" x 2" x 12 GAUGE CARBON STEEL.
- BLADES: 16 GAUGE CARBON STEEL, AIRFOIL SHAPE, 10" MAXIMUM WIDTH.
- AXLES: 3/4" DIAMETER STEEL, FULL LENGTH.
- BEARINGS: OIL IMPREGNATED BRONZE (TO 300°F) WITH STAINLESS STEEL THRUST WASHERS.
- LINKAGE: HEAVY DUTY PLATED STEEL ARMS, STAINLESS STEEL PIVOTS, AND GALVANIZED STEEL BAR, EXTERNAL TYPE.
- STOPS: CARBON STEEL ANGLE.
- FINISH: ONE COAT OF AWV INDUSTRIAL SHOP PRIMER.
- ACTUATOR: AN EXTENDED SHAFT 4" BEYOND THE FRAME ON THE RIGHT HAND SIDE IS STANDARD.

NOTES

- ANY VARIATIONS TO THE STANDARD SPECIFICATIONS MUST BE FACTORY APPROVED IN ADVANCE.
- MAX. PANEL SIZE: 48" W x 84" H
 MIN. PANEL SIZE 6" W x 6" H (PARALLEL).
 6" W x 10" H (OPPOSED).
- "A" (WIDTH) AND "B" (HEIGHT) DIMENSIONS ARE INSIDE DAMPER FRAME. DAMPERS WILL BE FABRICATED TO EXACT SIZE.
- DAMPERS ARE DESIGNED FOR HORIZONTAL OR VERTICAL BLADE APPLICATIONS. PLEASE SPECIFY WHEN ORDERING.

REV.	DESCRIPTION	DATE	BY
DATE:			
AWV PROD. No.:			
PROJECT:			
CUSTOMER / ORDER No.:			
ARCH. / ENGR.:			
AGENT / ORDER No.:			
 american warming and ventilating A MESTEK COMPANY 7301 INTERNATIONAL DRIVE HOLLAND, OHIO www.awv.com PHONE: 419-865-5000 FAX: 419-865-1375			
FO-422 FAN OUTLET DAMPER			
DRN. BY	BET	DWG. NO.	REV.
DATE	7-20-04	FO-422-1	

